









MARKET UPDATE | 3rd QUARTER 2021

EQUITY INDICES	3rd QUARTER	YTD (9/30/21)	1-YR (9/30/21)
 S & P 500	0.1%	15.9%	29.3%
 D.J.I.A.	-1.8%	12.1%	24.0%
 NASDAQ	-0.4%	12.7%	28.4%
 Russell 2000	-5.1%	12.4%	45.4%
International Stocks (<i>MSCI EAFE Net</i>)	0.6%	8.4%	25.4%
Emerging Mkt Stocks (<i>MSCI EM Net</i>)	7.7%	1.3%	17.9%
 China Net	-4.1%	0.2%	17.8%
 Japan Net	5.3%	5.9%	22.2%
 Europe Net	-2.2%	10.1%	26.9%
 Canada Net	-0.3%	16.9%	26.6%

U.S. EQUITY SECTORS	3rd QUARTER	YTD (9/30/21)	1-YR (9/30/21)
S&P 500 Communication Services	0.7%	21.6%	36.5%
S&P 500 Consumer Discretionary	-0.4%	10.3%	17.4%
S&P 500 Consumer Staples	0.0%	4.7%	10.8%
S&P 500 Energy	-3.3%	43.2%	88.9%
S&P 500 Financials	2.0%	29.1%	58.8%
S&P 500 Health Care	0.5%	13.5%	23.1%
S&P 500 Industrials	-4.8%	11.5%	29.3%
S&P 500 Information Technology	1.2%	15.3%	27.7%
S&P 500 Materials	-4.0%	10.5%	28.3%
S&P 500 Real Estate	0.5%	24.4%	28.5%
S&P 500 Utilities	0.6%	4.2%	9.9%

FIXED INCOME AND ALTERNATIVE INVESTMENTS BENCHMARKS	3rd QUARTER	YTD (9/30/21)	1-YR (9/30/21)
Short Term Bond (1-5 yr US Treasury)	0.0%	-0.4%	-0.4%
Bloomberg US Treasury Intermediate	0.0%	-1.2%	-1.4%
Bloomberg US Aggregate	0.1%	-1.6%	-0.9%
Bloomberg US Credit	0.0%	-1.3%	1.3%
Bloomberg Global High Yield bonds	-0.5%	1.7%	9.3%
Muni Bond (Bank of America Muni 3-15 yr)	-0.2%	49.0%	2.1%
CPI - Seasonally Adjusted	0.8%	4.4%	4.9%
Commodities (Bloomberg Commodity)	6.4%	29.1%	43.5%
Alerian MLP Infrastructure	-7.5%	39.7%	87.2%
Dow Jones Credit Suisse Hedge Fund	1.2%	7.2%	14.1%

Sources: The Wall Street Journal, Yahoo, and Standard & Poor's. Performance is for 3rd quarter and 12 months ending 9/30/21.